

SKYRO650

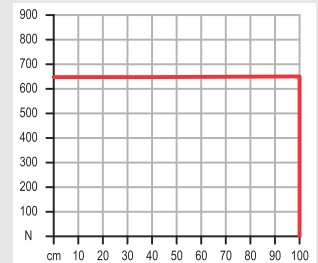

Gear Rack Actuator 650N



SKYRO 650 is the new rack actuator with Syncro³ technology (Nekos patent).

It has a wide range of applications, thanks to its 650 N traction and thrust force, which is microprocessor-controlled and managed. The new SKYRO actuator series is the result of Nekos' experience in providing robust, durable, easy-to-install and cost-effective products.

- The application is versatile and modular. It is possible to install several motors in Syncro³ version on the same window or to employ idle thrust points, connected by a connection bar.
- The most frequent applications are automation of domes, large skylights, Shed windows, rooflights, sunshade blades and battery-awning windows. IP65 protection degree.
- Available strokes: 180, 230 mm for louvres and solar shading blades, 350, 550, 750 and 1000 mm for application on windows.
- The actuator is fixed by means of a clamp system along the entire length of the shaft and with a swinging support that allows the actuator to follow the opening radius of the window frame.



PATENTED

EP2770385



APPLICATIONS

SHED WINDOWS
DOMES and SKYLIGHTS
SOLAR SHADING BLADES
LOUVRE FRAME
JALOUSIES

TO BE USED WITH:

SKYRO650 230V and
SKYRO650 230V Syncro³:
SERIE KH and KH-R
RR2-M

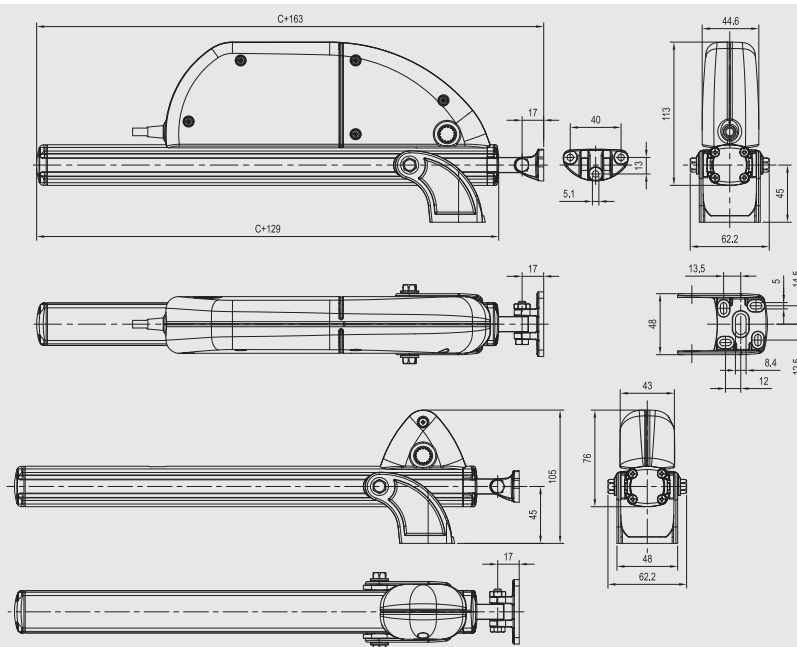
SKYRO650 24V Syncro³:

SERIE KL and KL-R
MODIX 2/4/6
MY-SUN1 and MY-SUN3
K-LOCK
AUX

SKYRO650 Syncro³ | Gear Rack Actuator 650 N - Syncro³

TECHNICAL CHARACTERISTICS (Functional and mechanical features)

- Linear gear rack actuator suitable for opening domes, awning windows and rooflights.
- Operates at 110-230V~ 50/60Hz or 24V DC.
- Thrust and traction force of 650 N. Application of several thrust points on the same window with Syncro³ actuators and idle thrust points.
- Power absorption limit switch while opening and closing and acting as electronic overload protection.
- Can be synchronized with other actuators and parallel connected.
- Supplied with a universal pivoting bracket, which can be fixed along the entire length of the rod by means of two sliding clamps.
- Standard colours: silver anodized for the metal parts in extruded aluminium, grey (RAL7047) for the gearmotor. White power cable.
- Complies with EU directives (EMC directives, Low Voltage Directive).



MODEL	230V	24V	
Thrust and traction force	650 N		Working temperature
Strokes	180,230 - 350,550,750,1000 mm		-20°C - +70°C
Syncro ³ synchronization (<i>Patent</i>)	YES (max. 4)	YES (max. 8)	Protection index for electrical devices
Power supply voltage	110-230V ~ (AC)	24V DC	IP65
Current absorption at nominal load	0,37 A / 0,18 A	1,0 A	Soft Stop
Power absorption at nominal load	28 W / 24 W	24 W	YES
No load speed (<i>Open/Close</i>)	5 mm/s	7 mm/s	Relax function
Breaking current	-	1,20 A	YES
End stroke stop	At absorption of power		Connection in parallel
Duration of no load stroke	In accordance with the stroke length		YES (max. 20)
Duration of the ramp (<i>start and stop</i>)	1 s		Length of power cable
Electrical insulation	Class II	Class III (SELV)	2 m
Type of service	2 cycles	5 cycles	Stroke-end at opening
			At absorption of power
			Stroke-end at closing
			At absorption of power
			Protection against overload
			At absorption of power
			Noise level
			55 dB(A)
			Dimensions
			44,6x113x (Stroke + 163) mm
			Weight (<i>without brackets</i>)
			230V→1,40/1,45/1,65/2,34/2,69/3,11 Kg
			24V→1,70/1,75/1,95/2,29/2,64/3,07 Kg

CODE	MODEL 24V - SYNCRO
6230501	SKYRO650 Syncro ³ 24V – Stroke 180 mm
6230502	SKYRO650 Syncro ³ 24V – Stroke 230 mm
6230503	SKYRO650 Syncro ³ 24V – Stroke 350 mm
6230504	SKYRO650 Syncro ³ 24V – Stroke 550 mm
6230505	SKYRO650 Syncro ³ 24V – Stroke 750 mm
6230506	SKYRO650 Syncro ³ 24V – Stroke 1000 mm

CODE	MODEL 230V - SOLO
6220101	SKYRO650 110-230V~ Stroke 180 mm
6220102	SKYRO650 110-230V~ Stroke 230 mm
6220103	SKYRO650 110-230V~ Stroke 350 mm
6220104	SKYRO650 110-230V~ Stroke 550 mm
6220105	SKYRO650 110-230V~ Stroke 750 mm
6220106	SKYRO650 110-230V~ Stroke 1000 mm

CODE	MODEL 230V - SYNCRO
6220501	SKYRO650 110-230V~ Stroke 180 mm
6220502	SKYRO650 110-230V~ Stroke 230 mm
6220503	SKYRO650 110-230V~ Stroke 350 mm
6220504	SKYRO650 110-230V~ Stroke 550 mm
6220505	SKYRO650 110-230V~ Stroke 750 mm
6220506	SKYRO650 110-230V~ Stroke 1000 mm

6290061	Actuator bar SKYRO650 Stroke 180 mm
6290062	Actuator bar SKYRO650 Stroke 230 mm
6290063	Actuator bar SKYRO650 Stroke 350 mm

6290064	Actuator bar SKYRO650 Stroke 550 mm
6290065	Actuator bar SKYRO650 Stroke 750 mm
6290066	Actuator bar SKYRO650 Stroke 1000 mm