

PCL1020A

High capacity / low weight!

Product **PLUS**

- + Maneuverable by one person
- + Foldable without tool
- + Limited space requirements in vehicles
- + Sturdy and stable, perfect for building sites

 **YouTube** DEMONSTRATION VIDEO
available on YouTube® / Channel "Jouanel Industrie"

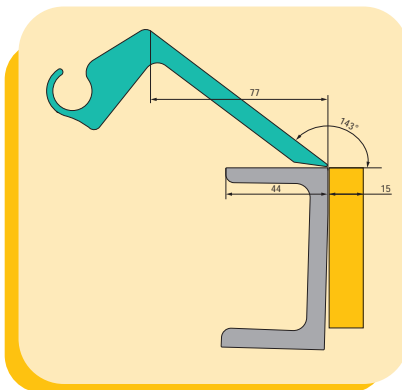
Folding machines available in 1 and 1.27 m



Standard equipment



- Narrow folding beam: 15 mm
- Foldable and removable legs (5)
- Clamping beam lock with an eccentric

PCL1020A shown equipped with beading accessory with gear train option



Optional equipment

- Cutting system (1) composed of:
Roller shear (2), Ref. CCMA
Guide rail for Roller shear (3), Ref. RCL1020MA
- Beading accessory with gear train (4) Ref. ABH
with rod Ø 14, 16 or 18 mm (*Ø to be specified upon order*)



Roller shear CCMA

- Handy and robust aluminum body
- Tempered steel rollers for a longer lifetime
- Guide rail and grip handle ensure an accurate cut

Rod for beading accessory equipped with gear train, Ref. ABH (*Ø to be specified upon order*)

Capacity * (mm)	PCL 1020A	PCL 1270A
Ø 14	0.8	0.7
Ø 16	1.0	0.8
Ø 18	1.0	1.0

Capacity CCMA (mm)	Zinc	Alu	Copper
	0.80	0.80	0.63

*Capacity zinc or copper (mm)

PCL Features

	PCL1020A	PCL1270A
Useful folding length (mm)	1 020	1270
Capacity zinc (mm)	0.8	0.8
Capacity S235JR steel (mm)	0.6	0.6
Clamping beam opening (mm)	60	60
Cutting device option	yes	yes
Beading accessory option	yes	yes
Dimensions (mm) - legs excluded	1 200 x 300 x 150	1 450 x 300 x 170
Net weight (kg) - legs included	39	53
Minimum fold width = 10-15 times the thickness acc. to metal		

